

PCC Elections Loom Large!

Each Fall, PC Community (PCC) begins to make noise to the membership about upcoming elections. This is what it's all about: PCC operates as a California corporation under 501(c)(3), which sets forth the rules for non-profit corporations. These rules include a structure requirement for a Board of Directors and an Executive Committee consisting of (at least) a President, a Treasurer, and a Secretary. PCC's Articles of Incorporation state that we will hold annual elections for the Board of Directors. PCC has five (5) Board members. PCC members are the voting members of our corporation. PCC members elect the Board of Directors, who in turn select the Executive Committee. The Board of Directors oversees the Executive Committee (E.C.), The E.C. conducts the day-to-day business of PCC. PCC members nominate the persons to be eligible for election to the Board of Directors. Nominations may take place at the Main Meeting, and may also be submitted by e-mail to the Executive Committee (<http://www.pcc.org/index.php/contact-us>). Nominations normally take place from October until the December Main Meeting. Elections are held at the December Main Meeting. Any questions about these procedures can be directed to the E.C. at <http://www.pcc.org/index.php/contact-us>.

Gifts For Geeks Wish List



This month, we're going to engage in a little wishful thinking. Share with us what you'd like to get in the way of a geek gift. Smartphone, tablet, laptop, gadget - tell us what you like, and *why*, because none of us

know everything that's out there, and we can all use new ideas for gift giving. Where better to get ideas for geek gifts than a room full of geeks?

Come to the Main Meeting and tell us your deepest, darkest, secret digital desires. You may inspire someone to get it.

Wanted: V.P. Programs

This month's presentation (or lack of it) points to a very large need. We need someone to solicit and manage the monthly presentations for the Main Meeting. While the Exec Committee has been dividing this responsibility among themselves, it is better served by being managed by a person or persons dedicated to this task. It doesn't take a lot of time, and many of the presentations can be performed by PCC members, if someone will simply approach them and arrange for the date and content of the presentation.

Do you enjoy PCC and get something from it? Give something back! Become the V.P. Programs and contribute to the enjoyment of all. Contact any Exec Committee officer to learn how simple and satisfying this position can be.

Raffle!

This month, double your pleasure with 2 (TWO) computers assembled by the Clubhouse. Each has a 3.2 GHz Processor, 512 MB Memory, 40 GB Hard Drive, 15" LCD Monitor, DVD Rom Drive, Keyboard and Mouse. Windows XP (Activated) is installed, with Libre Office, the Microsoft Office compatible Office Suite consisting of a word processor, spreadsheet, presentation program and drawing program. To keep the computers running smoothly, CCleaner and Microsoft Security Essentials are also installed. AND, they're YOURS for the price of a ticket.



Tickets are \$5 each, available where you sign in. Need not be present to win.

What's Inside:

Newsletter Information..... 2	Map & Directions to Main Meeting..... 3	Penguin Partition..... 10
PC Community Officers..... 2	Install The Windows 8.1 Update..... 4	Main & Exec. Meeting Minutes..... 11
About PC Community..... 2	SIG Meetings..... 9	Meeting Minutes (cont'd)..... 12
PCC Announcements..... 3	PCC Information..... 9	PCC Events Calendar..... 13

About PC Community



EDITOR
Elsie Smith
 lcms@pacbell.net

Associate Editor: Jan Fagerholm

Online Editor: Diane George

Contributors: Bayle Emlein, Jan Fagerholm, Diane George, Chuck Horner and Elsie Smith.

Deadline: Copy must be submitted no later than the second Saturday prior to the Main Meeting. Check the Newsletter calendar for the date. Submissions should be made by e-mail to the Editor, **lcms@pacbell.net**. Advertising rates are available from the Editor.

Contents © 2013 PC Community, except as noted. Permission for reproduction in whole or in part is granted to other computer user groups for internal, non-profit use, provided credit is given to PC Community and to the authors of the material.



Adobe InDesign CS2 is used to publish
 PCC News

PCC Officers and Staff

- President — Chuck Horner**
 churck@comcast.net (510) 589-9677
- Executive Vice President — Sally Holt**
 nole62@pacbell.net (510) 785-3593
- Treasurer — Tom Smith**
 smith-tf@pacbell.net (510) 545-2077
- Secretary — Bayle Emlein**
 pcc@ix.netcom.com (510) 652-1726
- VP Clubhouse — Sidney Jordan**
 sjordan321@aol.com (510) 886-8188
- VP Marketing — New VP Needed**
 you@righthere.com (510) 123-4567
- VP Membership — Jan Fagerholm**
 pcc4me@gmail.com (510) 213-8421
- VP Newsletter — Elsie Smith**
 lcms@pacbell.net (510) 545-2077
- VP Programs — New VP Needed**
 you@righthere.com (510) 123-4567
- VP Special Projects — Bayle Emlein**
 pcc@ix.netcom.com (510) 652-1726
- Webmaster — Diane George**
 digeorge38@hotmail.com (510) 538-2449
- APCUG Representative — Diane George**
 digeorge38@hotmail.com (510) 538-2449
- Projector Coordinator — Jan Fagerholm**
 pcc4me@gmail.com (510) 213-8421

Board of Directors

- Bayle Emlein**
 pcc@ix.netcom.com (510) 652-1726
- Jan Fagerholm**
 pcc4me@gmail.com (510) 213-8421
- Sally Holt**
 nole62@pacbell.net (510) 785-3593
- Chuck Horner**
 churck@comcast.net (510) 589-9677
- Elsie Smith**
 lcms@pacbell.net (510) 545-2077

Clubhouse Information

PC Clubhouse has been closed indefinitely. Refurbished computers are still available on request. Please contact PC Community, 26799 Contessa Street, Hayward, CA 94545.

PC Community is a computer users group for people who wish to expand their knowledge and experience of personal computers and software. This is accomplished through monthly general meetings of the full membership where major industry vendors present information, and through smaller focus groups (Special Interest Groups, or SIGs) where members meet to share common computer interests. The group's monthly Main Meeting takes place at Calvary Baptist Church, 28924 Ruus Road, Hayward, at 7:30 P.M. on the first Friday of each month.

PC Community is dedicated to community service, providing enabling technology to people with special needs, working in the community to obtain computer equipment, and working with other computer groups to help people extend their lives through computer technology.


PC Community has a Web site at <http://www.pcc.org>.

Membership dues are \$40.00 per year. Dues for educational and seniors (65 and over) are \$25.00 per year. Call 510-213-8421 for more information, or write to PC Community at the address on this page.



PCC is a member of the Association
 of Personal Computer User Groups
 (APCUG)

PCC Announcements



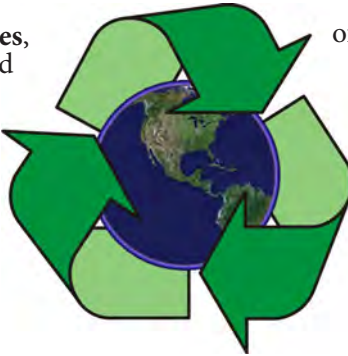
PCC is registered in the O'Reilly User Group Program, qualifying us to receive review copies of O'Reilly, Microsoft Press, Pragmatic, No Starch, Rocky Nook and SitePoint products. User group members also qualify for savings of 40% off print and 50% off ebooks. E-mail Elsie Smith, lcms@pacbell.net, for discount code. All orders over \$29.95 qualify for free shipping. Purchase at www.oreilly.com/store. O'Reilly also donates books and other promotional items to PCC.

What books would you like to see on our door prize table? Go to www.oreilly.com and pick the book that interests you. Then e-mail Elsie Smith, lcms@pacbell.net, with the entire title so I can request it from O'Reilly.

O'Reilly Media, Inc. - <http://www.oreilly.com> - (800) 889-8969

PCC Recycle Program is Back, Bigger and Better!

Your used **toner cartridges**, old **cell phones**, used **inkjet cartridges**, old **PDA**s and defunct **iPods** are valuable. Don't toss them in your trash to be used as landfill. They are worth something to PCC and other groups, either in the form of exchange or as discount on products at some local retailers. This not only helps PCC, but also helps our community. You can drop any



of these items off at a Main Meeting or an EC Meeting. Do your part for PCC and your community! Keep the environment clean by taking a few extra moments to recycle these items with PCC.

contact:
Chuck Horner
churck@comcast.net
510-589-9677

Directions to the PCC Main Meeting

From All Directions: take 880 to the Tennyson Road exit in Hayward. Take the exit toward the hills. Proceed northeast on Tennyson Rd. about 0.7 mile to the 5th stoplight. This will be Ruus Road.

Turn right on Ruus Road and proceed southeast for about 0.4 mile. Look for Calvary Baptist Church on your left.

Turn left into the driveway into the parking lot. Parking is available anywhere from the driveway to the back of the lot.

Look for the PCC signs.



PCC News Goes All Digital!

Notice! The last printed Newsletter was mailed in December, 2012. At the November, 2012 Main Meeting, the cost of printing the Newsletter was discussed and the Executive Committee decided to discontinue the printed version in order to remove that expense. Members now receive an e-mail the week before the Main Meeting with a PDF version of the Newsletter as an attachment, and a Web link with a link to the Newsletter on the PCC Web site (<http://www.pcc.org/index.php/newsletters>) for those who have problems with e-mail attachments. To continue receiving PCC News, be sure that we have your preferred and current e-mail address. You can do this by using the e-mail link on the PCC Web site (<http://www.pcc.org/index.php/contact-pcc>) that sends an e-mail to the Executive Committee. Make sure it includes the e-mail address where you would prefer receiving the Newsletter.

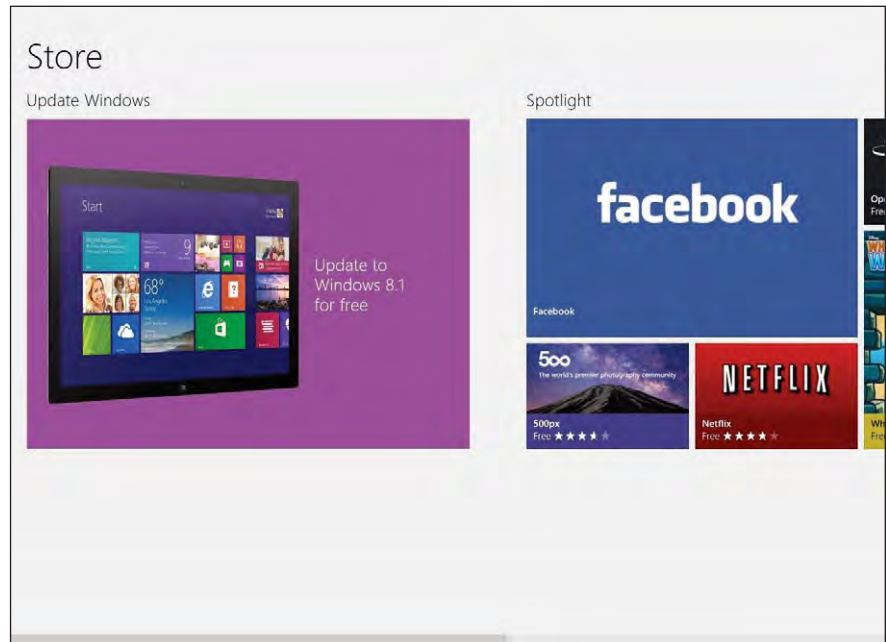
Install The Windows 8.1 Update

Copyright by Sandhills Publishing Company 2013. All rights reserved. Visit <http://www.smartcomputing.com>

With Windows 8, Microsoft bet big on different. Not only is the UI radically different from previous versions of Windows, favoring touch-inspired gestures and a tiled Start screen, the first Service Pack for the new OS isn't even being referred to as such. This is a point-one update, Microsoft's first big fix for the operating system, and uncharacteristically, the firm is focusing a considerable amount of attention on the UI. When you move from Win8 to Win8.1, you'll discover that the tweaks here and there appear to be designed to simplify the transition for new users and ease multitasking. In this article, we'll walk you through the steps involved in installing Win8.1.

Not Your Typical Update

In the past, Microsoft's Service Packs would install via Windows Update. Windows Update is in Win8, but as we went to press, you could drag your mouse to the bottom-right corner of the screen, click Settings,



Begin your upgrade process by launching the Windows Store to access the update.

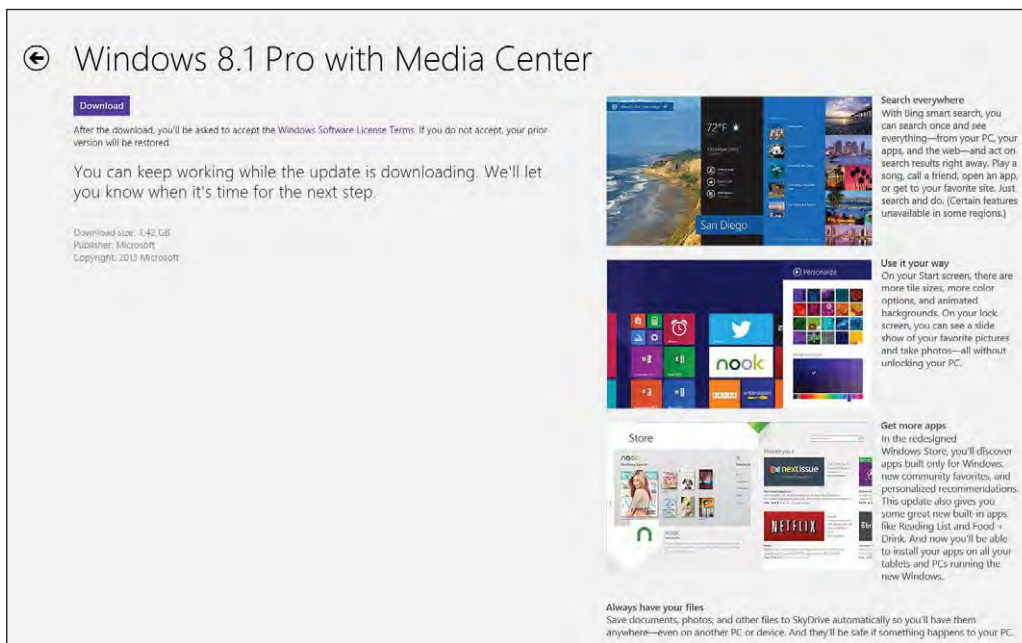
Change PC Settings, and Windows Update, and then click Check For Updates until you were blue in the face and Win8.1 wouldn't show up as an

option. For now, Microsoft is pushing the software via the Windows Store. As long as you're running a qualifying version of Windows and the operating system is fully up-to-date, then just click Store at the Start screen and the update should be one of the first things you see on the homepage. Note that even if you installed the Win8 Preview, you should still be able to see the finalized update on the Store homepage and be able to install it.

I Can't Find The Update

Microsoft reports that there are a few reasons the Win8.1 update may not appear for you in the Store. One reason is due to an issue affecting a select number of Surface RT users, but at press time Microsoft was working on solving this problem.

This is a point-one update, Microsoft's first big fix for the operating system, and uncharacteristically, the firm is focusing a considerable amount of attention on the UI.



The Download page offers a few details about what you can expect when you upgrade to Win8.1.

As hinted at above, another reason you may not see the update is due to the fact that your computer is in need of an update. In particular, your PC needs the update labeled “KB 2871389” in order to allow the Store to display the update. Having Automatic Updates enabled is the best way to ensure you get the appropriate updates, but you can also manually add this vital component by launching Windows Update, clicking Check For Updates Now, and then clicking View Details. From here you can choose KB 2871389 and any other updates you’d like to install and then click the Install icon. Following the update and any necessary reboots, you should be able to access Win8.1 from the Windows Store homepage.

The version of Windows you’re running may also account for your blocked access to the Win8.1 update from the Store. If you have Win8 Enterprise or any edition of Windows installed by KMS activation (Key Management Services, volume licensing), or your OS was installed via an MSDN

(Microsoft Developer Network) ISO and activated using multiple activation keys, then Win8.1 won’t be accessible for you from the Store.

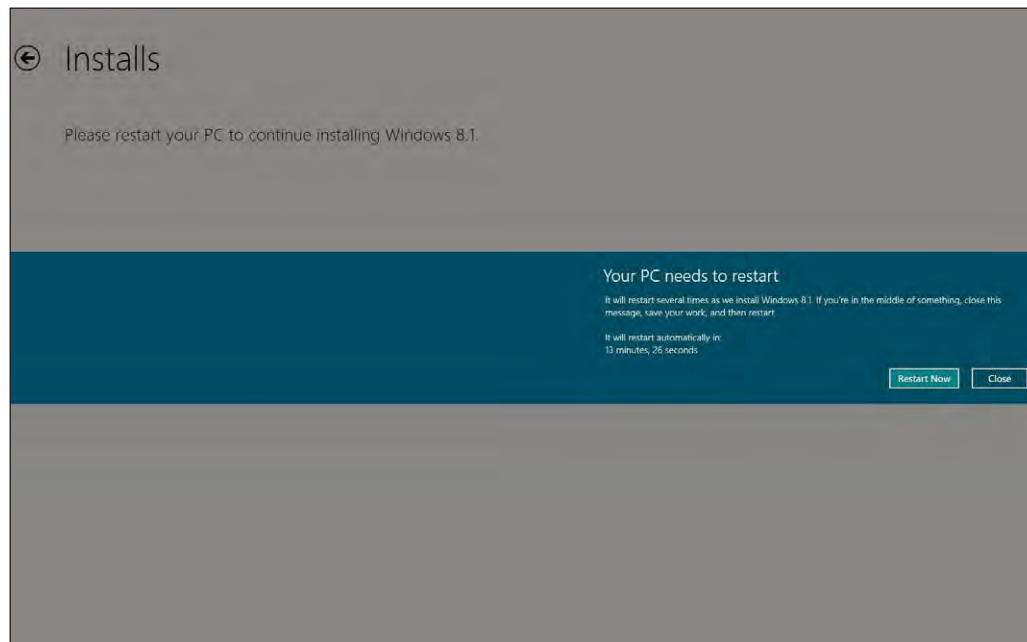


Downloading the substantial update could take a while, depending on your connection speed.

If you installed the Win8.1 Preview, you’ll need to replace it with this full version before January 2014. After that date, the Win8.1 Preview will be shut down and you may lose access to your system until you switch to the official update. As long as you installed the Preview from the Windows Store, you should be able to follow the instructions below to download and install Win8.1 over the Preview.

If, on the other hand, you installed the Preview by booting from an ISO, you’ll need to either purchase a Windows 8.1 Pro license, or completely remove the Preview from your PC before continuing. The best removal strategy is to perform a PC refresh. To access this option, go to the Start screen and type **refresh**, then click Settings in the

search locations on the right side of the screen, click Refresh Your PC in the results, and follow the onscreen prompts. The refresh will leave your personalization settings and files intact and keep your Windows Store apps, but force you to reinstall programs you installed by disc or from websites and reset some general settings to their default values. To help you rebuild your program library, the system will place a list of the applications that were removed on your Desktop. Once the refresh is complete, you can proceed with installing Win8.1 via the Windows Store.



At this point you can walk away for about an hour or follow the progress while it installs.

Update Refresher

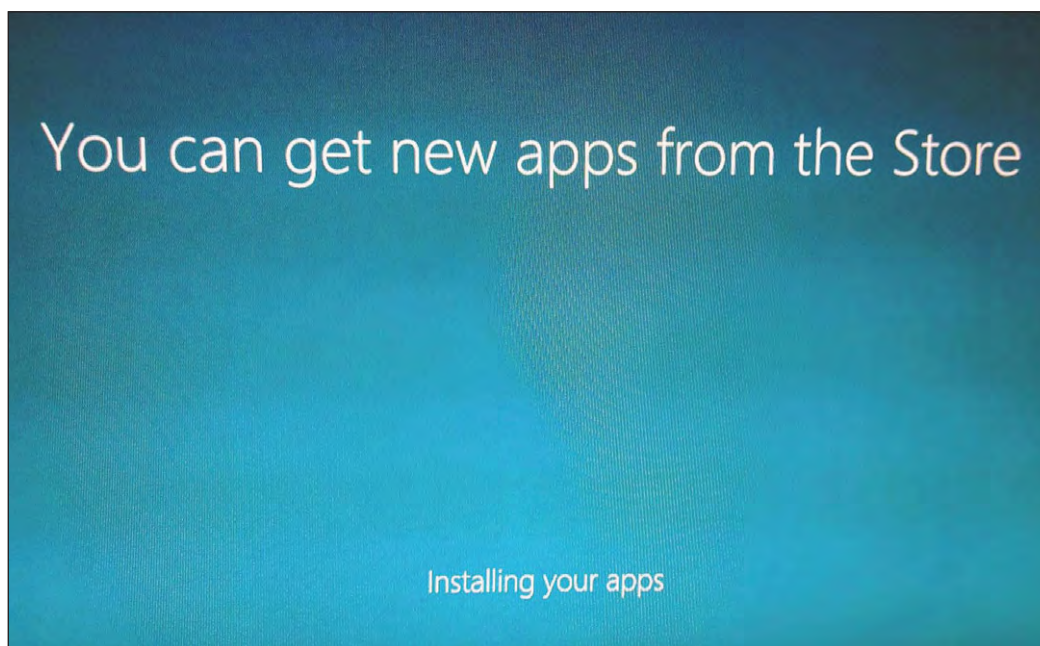
There are quite a few new things going on in Windows 8.1, but several things will remain the same. Your files,

user accounts, and settings should all go untouched. Your Start screen apps will be wiped, but you can quickly access your app library from the Store and restore

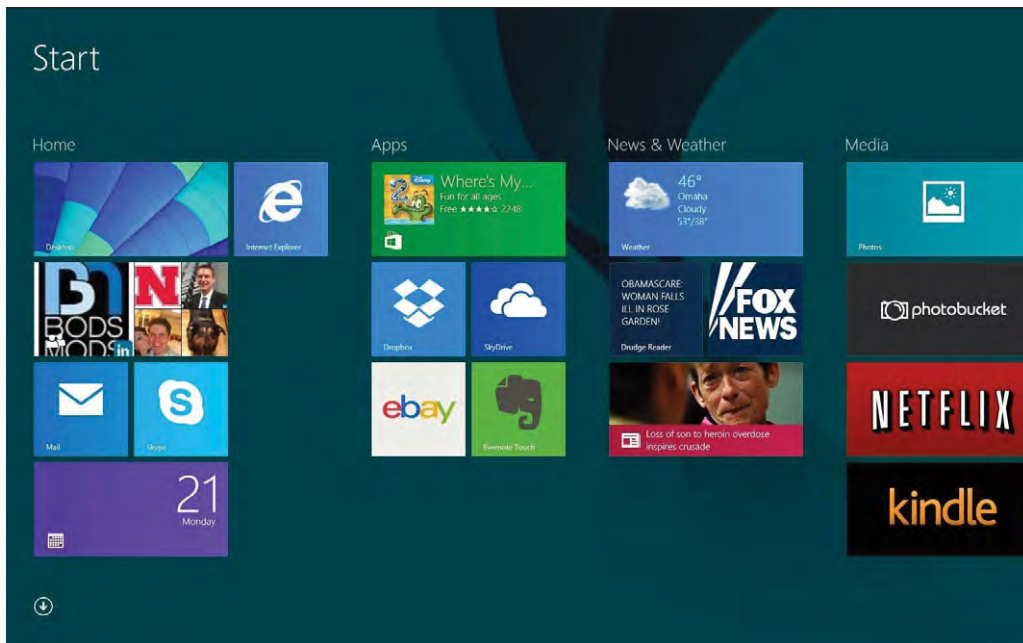
them all at once. Most (if not all) of your Desktop apps will remain intact. During the update process, you may be notified if any of your apps won't make

the jump to Win8.1 and the system might display information on how to get them working again. For example, you might need to install an updated driver or download the latest version of a given application. To make sure your devices will all work beforehand, check the Windows Compatibility Center (tinyurl.com/oadlq37).

While the update installs, you'll still be able to use your PC, but make sure to save your work before it restarts. When the system boots, it could take between 20 minutes to an hour to fully



During the last phase, Windows automatically restores your apps.



You'll know all went well when you see the new Start button in the lower-left corner of the screen.

install the update. Any time you install a major update like this, it's a good idea to go through a checklist of safety precautions, including creating a new backup, connecting to the Internet, rebooting, and checking for any additional updates via Windows Update. If you're updating a laptop, plug it in to ensure the device has enough power to complete the operation.

The Point One Process

If you don't have to worry about any of the above, just go to the Win8 Start screen, click Store, and then click the large Update To Windows 8.1 For Free tile. On the following screen you'll see the version of Win8 you're currently running, a handful of new features (such as Bing Smart Search, Internet Explorer 11, and the return of the Start button), and a handful of links to sites that can give you more information.

One of those links offers a list of Win8.1's minimum system requirements, which begin with a 1GHz processor that supports PAE

(Physical Address Extension, support for 4GB or more of memory), NX (NX processor bit, a malware thwarting technology), and SSE2 (Streaming SIMD Extensions 2, an instruction set supported in modern Intel and AMD processors manufactured since 2003). You'll also need at least 1GB of RAM for the 32-bit version or 2GB of RAM for the 64-bit version, 16GB (32-bit) or 20GB of storage (64-bit), a screen resolution of at least 1,024

x 768, and a graphics adapter that supports Microsoft DirectX 9 and runs with a WDDM (Windows Display Driver Model) driver. Keep in mind, these requirements are identical to Win8's, so if you're running the core OS, then this update should install and run just fine.

On our test system, which is running a retail version of Windows 8 Pro, the update was 3.42GB in size. To proceed, just click Download. Download time for that much data will vary depending on your connection speed, but it took our test machine about 20 minutes to get it all. Thankfully,

you can continue to use your computer while it downloads, just like you can when installing any app from the Store. Following the download, your PC will begin to install the update immediately. After a short period, you'll get a message stating that the computer needs to restart to resume updating. Now is a good time to save whatever you're working on and close any running programs and apps. You can click Restart Now to proceed to the

... just go to the Win8 Start screen, click Store, and then click the large Update To Windows 8.1 For Free tile.

... some of the networking features of Win8.1 won't work without a linked account, such as SkyDrive access and Internet-based file sharing.

next step or allow the timer to expire to automatically restart the system and resume the installation process.

The remaining portion of the process is fairly automated. Upon reboot, the system will go through several phases, including Setting Up, Getting Devices Ready, Getting Ready, Applying PC Settings, Setting Up A Few More Things, and another

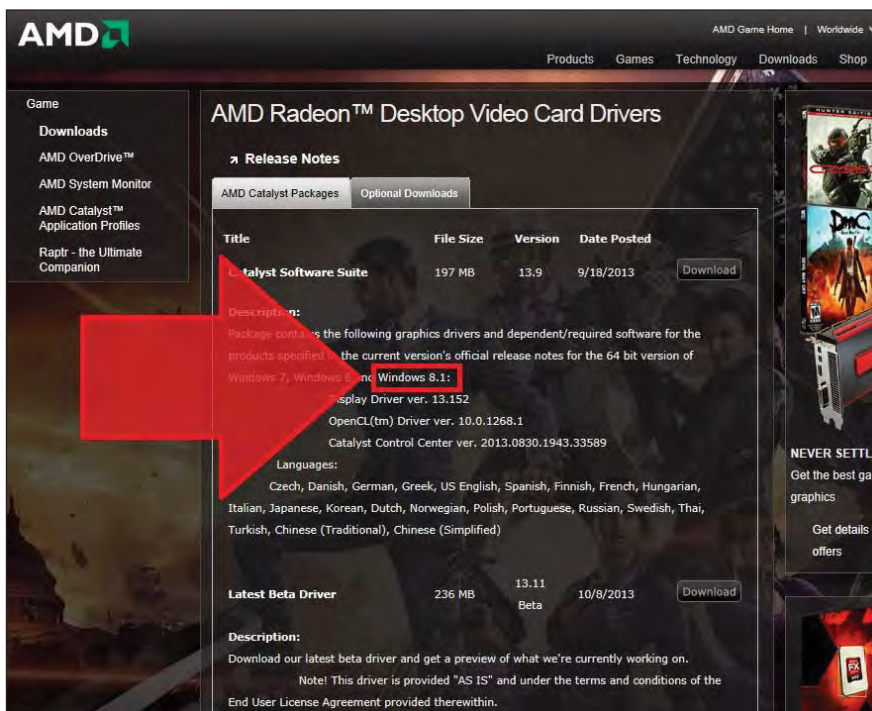
Getting Ready (no kidding). After a few minutes, you'll see the Windows 8.1 License screen; read through it and then click I Accept to move on. The Settings screen is next; your options are to Use Express Settings or Customize. Express Settings include such things as allowing Windows to automatically seek out and connect to devices and content on the network

and install updates, as well as enabling Internet Explorer's Do Not Track feature, malware protection, and page prediction feature (this helps preload webpages and sends your browsing history to Microsoft). It allows Windows to "send information to Microsoft to help improve its software," enables Bing features in Windows Search, and grants Windows and apps permission to use your name, account picture, advertising ID, and location. If you're cool with all the above, then click Use Express Settings. If not, click Customize and make changes where desired. There are a couple of hyperlinks on this page that display additional information about express settings and Microsoft's privacy policy.

Next, you're tasked with signing into your Microsoft account. You can skip this portion, but some of the networking features of Win8.1 won't work without a linked account, such as SkyDrive access and Internet-based file sharing. Click Next to see the following screen, which asks you to authorize an alternative email account that you can use to coordinate access to your Microsoft account in the event of a suspected account breach. You can skip this step by clicking the I Can't Do This Now hyperlink at the bottom of the screen, or just click Next to proceed. On the SkyDrive settings page, you can leave the setting at its default to automatically back up images to the cloud or click Turn Off These SkyDrive Settings. Click Next to continue. The following screens will report that the installation process is Finalizing Your Settings, followed by a short wait while the system installs your apps.

A New Lease On Life

With Win8.1 installed, you can begin enjoying the revamped UI. The only major thing that didn't carry over was our graphics driver, but we were easily able to go to the vendor's website and install one built for Windows 8.1. ■



The only application that didn't make the transition was a fairly outdated graphics driver.

Special Interest Group Meetings



Del Parton - retired the **Hardware SIG**. Del's **Hardware SIG**, now 27 years old, is the oldest SIG and has been held continually since the inception of PCC. Del thanked the Smiths at the September Main Meeting for hosting the SIG in their house for the past 13 years.



Dan Dolgin - (510) 895-8845
 dandolgin7@comcast.net
 3rd Monday of the month: 7:30pm
<http://www.pcc.org/mobile>



Bud Gallagher - (510) 269-3623
 budgall@comcast.net
 2nd Saturday of the month: 1pm



Jan Fagerholm - (510) 213-8421
 pcc4me@gmail.com
 Last Saturday of the Month: 2pm

Door Prizes

Congratulations to all the members who won door prizes at the Main Meeting!

General Drawing:

CUE messenger bag	John Cordeniz
Droid X the missing manual from O'Reilly Press	Michael Wong
Humane Society gloves.....	Lola Hunter
Luxmo flashlight/keyring.....	Bob Dunn
O'Reilly eBook certificate	Dick Dixon
T-Mobile pack.....	Bayle Emlein
T-Mobile water bottle.....	Bill George
Tee shirt with transformer	George Kornbluth

Raffle Prize:

2 GB SD card.....	Diane George
-------------------	--------------

Membership Dues

As of January 1, 2013, our Membership Dues have changed. There is an increase in dues as follows:

Regular.....	\$40.00
Seniors/Students.....	\$25.00


Make a check payable to PC Community in the amount listed above to:

PC Community
 26799 Contessa Street
 Hayward, CA 94545-3149

Dues Expiring This Month!

The following members dues expire this month:

Dan Dolgin
Thomas F. Smith




The Penguin Partition

Linux for Human Beings

by Jan Fagerholm, PCC Penguinista

Lots of news this month. There have been major changes in three penguin-derived systems I am following. In no particular preference, here's what's happened.

PearLinux 8 was released a couple of weeks ago. It replaced PearLinux 7 which has been my Linux of choice for several months now. For those of you unfamiliar with Pear, it is a French distro that works to emulate the Apple OS-X interface. It gets a lot closer with Pear 8, which arranges the Gnome toolbar much more like OS-X. The Dockey thingy is still not as customizable as the OS-X dock, but the functionality is quite good. All the Pear utilities have been refined, and they handle much of the functionality that is lacking in the Ubuntu Control Center. The overall experience is much improved. (A reminder for the benefit of the -deprived: OS-X is based on Free BSD Unix.)

On the tablet front, Android 4.4 was just released. It was a painless upgrade on my Asus Nexus 7, notifying me of the availability of the update, then downloading it and restarting to complete the installation. All of this took about five minutes. All my settings and apps were kept intact, though about half of the apps wanted updating after 4.4 started up. This was equally painless and automatic, and all of the apps I tried worked without a hitch.

So, what's new? You have to look a bit to find newness as most of what was done was speedups, refinements, and bug fixes. Some of the new features I have encountered are as follows.

* In Google Now, you can start voice recognition by simply speaking "OK Google". I guess this is somehow easier than just tapping the voice bar at the top of the screen. You decide.

* E-books are more "immersive" (as the catch-phrase goes). All on-screen items are hidden but may be displayed with a swipe from the edge of the screen.

* If you play music, the static screensaver is replaced with a slideshow of artwork fetched from the Internet that is related to the music playing.

* Multitasking is faster due to refinements in the screen display software. I have also seen noticeably better battery life when background tasks are running, such as GPS programs.

* Android Device Manager lets you locate your Android

device from a PC. Log in to your Google account related to the device and it shows you the location of the device in Google Maps. If it is misplaced or stolen, you can even lock or erase the device from your PC.

Lots more under the hood, but space compels me to move on.



Background: one-third

of PC based revenue is from game software. Linux gaming is, um, limited, largely due to lack of support from the majors in the industry. That is about to change.

Valve Corporation, makers of Steam and many popular PC game titles such as Half-Life and Counter-Strike, has announced SteamOS, a Linux based OS intended to run existing Valve games on SteamOS. The advantage is said to be improved graphics performance among other things. Valve will sell a SteamOS PC (the prototype is reviewed on Tom's Hardware Guide), but the OS will also be available as a free download to install on your present PC, much like other Linux distros.

Valve has put serious money into this. Valve cofounder and executive director Gabe Newell stated that he believed "Linux and open source are the future of gaming". This does not mean that Valve games are suddenly going to become free downloads, but that Linux is the most robust platform on which to run video games. Additionally, games installed on the Wintel platform can be streamed to the SteamOS box, where they will run faster.

You may count on me for breaking news on this front. Stay tuned.



PCC Main and Executive Meeting Highlights



Secretary — Bayle Emlein
pcc@ix.netcom.com

Treasurer — Tom Smith
smith-tf@pacbell.net

Main Meeting Highlights

November 1, 2013

The meeting was called to order at 7:34 p.m. by President Chuck Horner. See Lola Hunter at the ticket table, for raffle tickets, door prize tickets, and 3" x 5" cards to write questions for discussion/answers at the end of the Meeting. Get at least one \$5 raffle ticket for this month's raffle prize: Two Clubhouse computers including monitors, keyboards and mice. There are several small items available for anyone who wants one. Look on the media cart.

Chuck will miss the January Main Meeting, since he is scheduled for surgery. Bob Kyle has an extra 4-port KVM switch for anyone who wants it.

Windows XP is scheduled to be discontinued in April. Bob Kyle said that he is running XP in a Linux virtual machine. He has had no problems. Several people reported success in using virtual Windows on a Mac. Windows 7 is available for under \$100.

Diane reported that she has updated to Windows 8.1. She has experienced no difficulties.

Dick Dickson reported on the differences between screens customized for Windows 7 and for Windows 8.

Chuck presented Diane George with a Certificate from APCUG. The Web site won first place in the Web site contest.

Nominations were opened for the Board of Directors election. Chuck explained the function of the BoD, who will appoint the officers—the Executive Committee—who take care of the day-to-day-business of the Club.

Chuck Horner
Bayle Emlein
Elsie Smith
Jan Fagerholm
Michael Wong
Sally Holt
Sid Jordan
George Kornbluth
Ron Seipel

Nominations remain open until voting at the December Main Meeting.

Chuck has made business cards to advertise PCC. He will keep them with the tickets on the ticket table.

Chuck repeated the plea for a Programs Coordinator to help organize presentations. Chuck asked for suggestions for the December presentation. Diane George volunteered to demonstrate Windows 8.1. In January, bring your new toys to show off.

We also need a Publicity coordinator.

SIG announcements:

The October Linux SIG will meet tomorrow.

The Mobile SIG will meet on November 18.

Presentation:

To Cloud or Not to Cloud, via YouTube, a presentation by APCUG director David Williams. on what you can do with data once it is stored on a remote server. Refer to Gene Barlow's presentation on how to perform a back up.

Cloud storage backs up just portions of your data, rather than the entire drive—as you would do in a system backup. Carbonite, Mozy, SOS, Acronis, are examples of online storage companies. The first step is to evaluate your needs. What do you want to store? Photos, movies? Wikipedia discusses online storage services and lists prices. It includes a .bit.ly reference to site information for comparison.

There are also free services such as DropBox, Skydrive, BOX, GoogleDrive, SugarSync, Apple iCloud. Spideroak and Wuala encrypt data before uploading.

Evernote, OneNote, Pocket (formerly ReadItLater), springpad, and clipboard are examples of Web clipping tools. They are good for sharing information, including portions of Web pages. They are useful for organizing information to look at later.

Question: Can you back up your whole hard drive on the Cloud? Yes, using a program such as Windows or Acronis. Carbonite is an example of a storage site, where you can

Main Meeting Highlights

Continued

back up multiple computers and multiple drives if you wish.

Can you delete a file or folder? Yes. Permanently.

Can you save different versions as you update a file? Yes, using the SaveAs function in Windows.

Slides from the presentation will be posted on APCUG.net, and at APCUGvideos. Presenter:

David Williams <dwilliams@apcug.org>

A discussion of Search strategies followed. If you name each version by the date, starting with the year, then the month, then the day it is much easier to find files by date. You can use the System search for files or the contents.

In addition to Evernote and Dropbox, Chuck uses ColorNote to help keep his lists organized. He finds it simpler than Evernote. He prefers using Cloud-based data because he can have access to it from anywhere and it is not device-dependent.

Remember: never put anything on the Cloud that you don't want to have the whole world to see. That includes photos, since the metafile included can be used to locate people in the picture and identify their habits. A discussion of how to access, modify, and remove metafiles followed.

After the break, door prizes were distributed.

Someone has a problem with their computer: it prints slowly and prints only one line per page. It is suggested that the printer driver be downloaded again and reinstall it.

Another question involved using a camera through the USB port to Skype. Probably not. Most cameras do not upload live. An inexpensive webcam will suffice. Andrew Tews reported on an unsuccessful experience using a high-end Logitech camera. The resolution was fantastic, however the color reproduction was, well, comical.

Chris Yager wanted to know if his large monitor could be used as a TV monitor. It depends on the ability of the computer to input the signal. Several companies make converter boxes.

Sally reported that she was told that a low voltage leak through the surge protectors was burning out DVRs in her house. She is wondering if this could be true. Chris Yager indicated that can occur.

Thank you to George Kornbluth for taking care of refreshments.

The meeting was adjourned at 10:06 p.m.

Respectfully submitted,
Bayle Emlein, Secretary

Executive Committee Meeting Highlights

November 16, 2013

The Meeting was called to order at 2:14 p.m.

Members present: Sally Holt, Chuck Horner, Tom Smith.
Absent: Diane George, Bayle Emlein, Jan Fagerholm, Elsie Smith, Sid Jordan.

President's Report - Chuck Horner: Nothing special to report.

Executive Vice President - Sally Holt: See Raffle report below.

Treasurer - Tom Smith:

Checking \$677.00

Tom dropped off all paperwork pertaining to the position of Treasurer.

Secretary - Bayle Emlein: Nothing to report.

VP Clubhouse - Sid Jordan: Nothing to report.

VP Marketing - Vacant

VP Membership - Jan Fagerholm: We currently have 34 members.

Regular members: 13

Seniors: 17

Associates: 4

VP Newsletter - Elsie Smith:

November 23, 2013, Saturday midnight, December Newsletter submission deadline

December 21, 2013, Saturday midnight, January Newsletter submission deadline

Special Projects - Bayle Emlein: Nothing special to report.

Webmaster - Diane George:

Calendar: Check the Web site for the latest updates.

Programs:

December: Best Buy presenting Smartphones.

January: Show and Tell: Share your new holiday toys.

Raffle Prize:

December: Two Clubhouse computers

January: Corel PaintShop Pro

The meeting was adjourned at 3:55 p.m.

Date and Time of Next Meeting:

Saturday, December 21, 2013 at 2 pm; 28924 Ruus Road, Hayward California.



December 2013

Sunday	Monday	Tuesday	Wednesday	Thursday	Friday	Saturday
1	2	3	4	5	6 7:30 pm Main Meeting	7
8	9	10	11	12	13	14
15	16 7:30 pm- Mobile Computing SIG	17	18	19	20	21 2 pm-Exec. Committee Mtg.
22	23	24	25 Christmas Day	26	27	28 2 pm-Linux SIG
29	30 New Year's Eve	31	Check the calendar at www.pcc.org for up- to-date information!		See Page 6 for SIG Meeting information.	